

We are learning:

- the parts of the head
- some more instructions
- singular and plural articles



Teacher notes

Activities

Greet the children in a warm and friendly manner, asking them questions:

- ¡hola!
- ¿qué tal? ¿cómo estás?
- ¿dónde vives?
- ¿qué fecha es hoy?

Introduce the lesson by using the phrase “**hoy vamos a aprender las partes de la cabeza**” – “today we are going to learn about the parts of the head”. Revise the classroom instructions learnt already:

- **escuchad** listen
- **repetid** repeat
- **sentaos** sit down
- **levantaos** stand up
- **mirad** look

Now introduce the new instructions needed for this lesson:

- **tocad** touch
- **moved** move
- **cerrad** close
- **abrid** open

Tell the children “**escuchad y mirad**” – “listen and look”. Say an action word and show the corresponding action, then ask the children to repeat the word using “**repetid**” - and to show you the action. Ask the children to tell you what the instruction means in English. Then say an instruction without an action and insist that the children show the action without talking, then show an action and ask the children to tell you what the instruction is in words.

Teacher notes

Introduce each of the head parts using lots of repetition, pointing at yourself as you say the words. Ask the children to “**repetid**” and point at their head parts as they repeat each word. For each word ask the children to take it in turns to ask their partner “**¿cómo se escribe [the head part]?**” to practise spelling the new vocabulary.

Introduce the phrase “**vamos a jugar a ‘Romeo dice...’**” – “we are going to play ‘Romeo says...’” (Simon says) using our new instructions. If you have a teaching assistant in the classroom ask them to look out for any children who need support, and to help them. Ask the children to stand up to play the game, using **levantaos**, and tell them to sit down if they are out using **sentaos**. Who will win? Use the new instructions, for example:

- | | |
|--------------------------|----------------|
| ▪ abrid la boca | open the mouth |
| ▪ cerrad los ojos | close the eyes |
| ▪ tocad el pelo | touch the hair |
| ▪ moved la cabeza | move the nose |

For the slides with the question marks covering the labels, ask the children to either show the correct flashcard word, or write the correct head part word on a whiteboard. Expect a 100% response when you say “show me” so that you can assess the understanding of all the children. Touch the picture of the head to reveal and hear the word.

Explain that some parts of the head are singular nouns and some are plural nouns – parts of the head that are in pairs (eyes and ears) need to be plural. Start to introduce the concept of singular and plural definite and indefinite articles using the table to explain. Complete the table in the copiable activities.

Match the picture flashcards to the words.

Teacher notes

Quiz

- Listen to each word and touch the appropriate part of the face.

Points to note

Song – read the words of the song then listen to the words and music. Encourage the children to join in when they feel confident to do so.

Teacher notes

National Curriculum coverage

- **listen attentively to spoken language and show understanding by joining in and responding**
- explore the patterns and sounds of language through songs and rhymes and link the spelling, sound and meaning of words
- engage in conversations; ask and answer questions; express opinions and respond to those of others; seek clarification and help
- speak in sentences, using familiar vocabulary, phrases and basic language structures
- **develop accurate pronunciation and intonation so that others understand when they are reading aloud or using familiar words and phrases**
- present ideas and information orally to a range of audiences
- read carefully and show understanding of words, phrases and simple writing
- **appreciate stories, songs, poems and rhymes in the language**
- broaden their vocabulary and develop their ability to understand new words that are introduced into familiar written material, including through using a dictionary
- write phrases from memory, and adapt these to create new sentences, to express ideas clearly
- describe people, places, things and actions orally and in writing
- understand basic grammar appropriate to the language being studied, including (where relevant): feminine, masculine and neuter forms and the conjugation of high-frequency verbs; key features and patterns of the language; how to apply these, for instance, to build sentences; and how these differ from or are similar to English.

instrucciones instructions

- tocad
- moved
- cerrad
- abrid

- touch
- move
- close
- open




la cabeza the head

la cara
the face




¿cómo se
escribe?

el pelo




¿cómo se
escribe?

los ojos




¿cómo se
escribe?

la nariz



¿cómo se
escribe?



¿cómo se
escribe?

la boca



¿cómo se
escribe?

los dientes



las orejas

¿cómo se
escribe?

Romeo dice...

Romeo says...

- tocad
- moved
- cerrad
- abrid



el pelo

los ojos

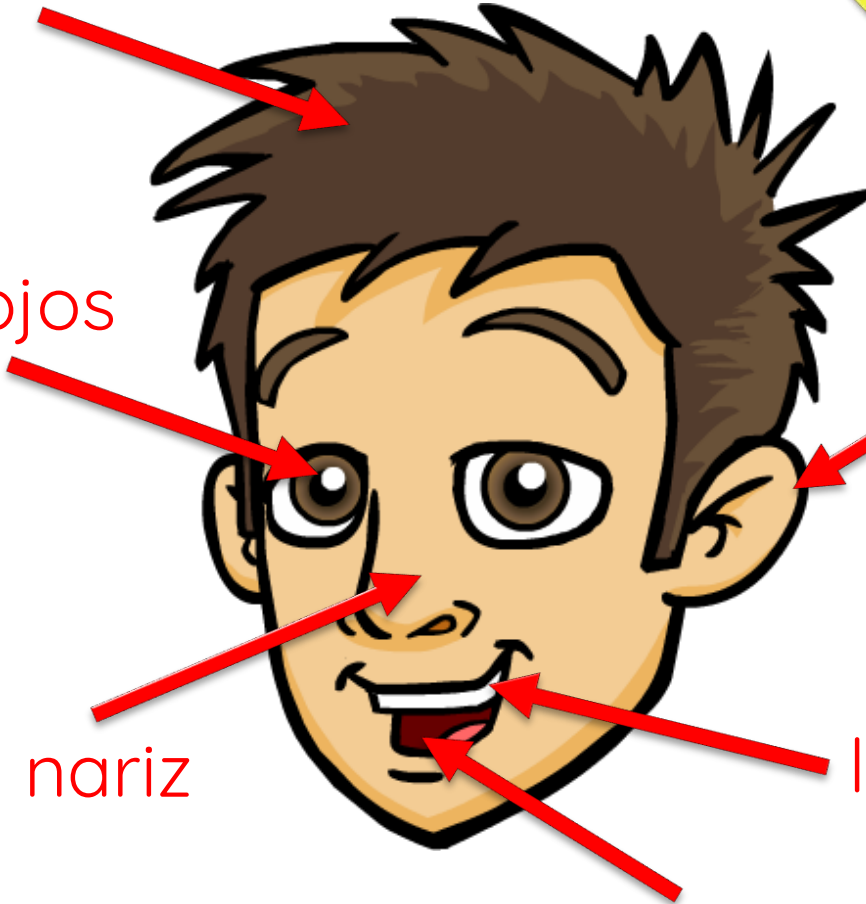
las orejas

la cabeza


la nariz

los dientes

la boca



?



grámatica grammar

| singular noun | ending | plural ending | plural noun |
|---------------|---------------|---|---------------------|
| la oreja | a | as | las orej <u>as</u> |
| el ojo | o | os | los oj <u>os</u> |
| la nariz | z | change z to c and add -es | las nari <u>ces</u> |
| el diente | any consonant | end -es | los dient <u>es</u> |

Just like in English, there are some different rules for how to use **s** when making nouns plural!

| noun | definite article | | indefinite article | |
|----------------|------------------|---------------------|--------------------|----------------------|
| | singular | plural | singular | plural |
| ojo (eye) | el ojo | los ojo <u>s</u> | un ojo | unos ojo <u>s</u> |
| nariz (nose) | la nariz | las nari <u>ces</u> | una nariz | unas nari <u>ces</u> |
| pelo (hair) | el pelo | los pel <u>os</u> | un pelo | unos pel <u>os</u> |
| oreja (ear) | la oreja | las orej <u>as</u> | una oreja | unas orej <u>as</u> |
| diente (tooth) | el diente | los dient <u>es</u> | un diente | unos dient <u>es</u> |
| cabeza (head) | la cabeza | las cabez <u>as</u> | una cabeza | unas cabez <u>as</u> |
| boca (mouth) | la boca | las boc <u>as</u> | una boca | unas boc <u>as</u> |

Don't forget - the definite article ['the'] or indefinite article ['a' or 'an'] also changes depending on whether the noun is singular or plural




canción - song



Head and shoulders, knees and toes, knees and toes.
Head and shoulders, knees and toes, knees and toes.
Eyes and ears and mouth and nose,
Head and shoulders, knees and toes, knees and toes.

Cabeza, hombro, rodilla y pie, rodilla y pie.
Cabeza, hombro, rodilla y pie, rodilla y pie.
Ojos, orejas, boca y nariz,
Cabeza, hombro, rodilla y pie, rodilla y pie. (x2)



¡Hasta luego!